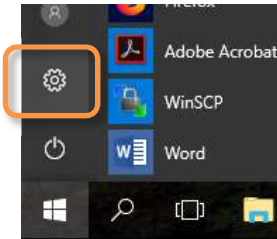


VPN – Access with Windows GlobalProtect

Nuremberg Institute of Technology
Central IT
Kesslerplatz 12, 90489 Nuremberg

VPN-Access with Windows (GlobalProtect)

Preparation



Windows-Version

You need to know whether you are using Windows in the 32-bit or 64-bit version.

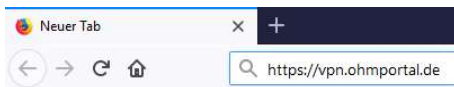
- Windows-Button
- Properties
- System
- Info

Admin rights for the PC

You may need administration rights for your PC.

Step 1

Download



First use your Internet browser to build a secure connection to the login page of the VPN-Gateway.

In order to do so follow this link:

<https://vpn.ohmportal.de>



Logon

Insert your my.ohm login data, which you also use for VirtuOhm.

- my.ohm-Login
- LOG IN



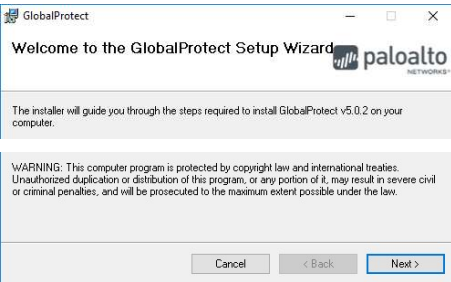
Choose your operation system.

Save the installation file on your PC.

- Save

Step 2

Installation

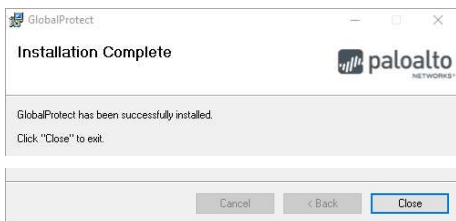


In the file explorer:

Start the installation by double click on the installation file.

You will be guided through the installation dialog.

➤ Next



➤ Close



After successful installation you find a new icon right in your task bar.

Step 3

Start



You start **GlobalProtect** by clicking on the VPN icon.

First you will be asked for the portal address and your logon.



Portal Address

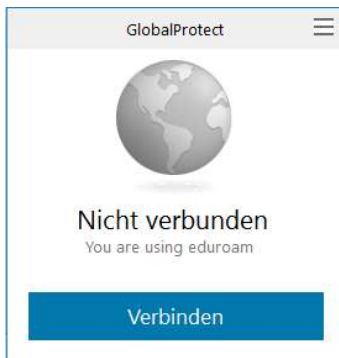
➤ vpn.ohmportal.de

Logon

Insert your my.ohm login data, which you also use for VirtuOhm.

➤ my.ohm-Login

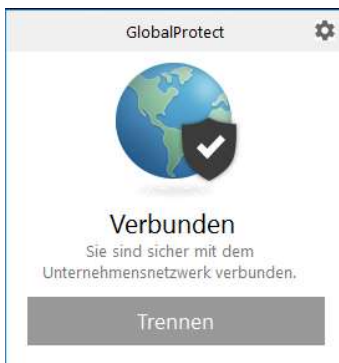
➤ Verbinden

Step 4**Connect/disconnect**

You click on the VPN icon in the task bar.



➤ Verbinden



You click on the VPN icon in the task bar.



➤ Trennen

Up-to-date information and advice on VPN are available on the university internet in the Information Technology Center's FAQ collection at:

<https://www.th-nuernberg.de/einrichtungen-gesamt/zentrale-einrichtungen/zentrale-it/netzwerk/vpn/>

In addition, the Information Technology Center offers assistance on VPN access at its Help Desk. For further information, please visit:

<https://www.th-nuernberg.de/einrichtungen-gesamt/zentrale-einrichtungen/zentrale-it/vor-ort/beratung/>